
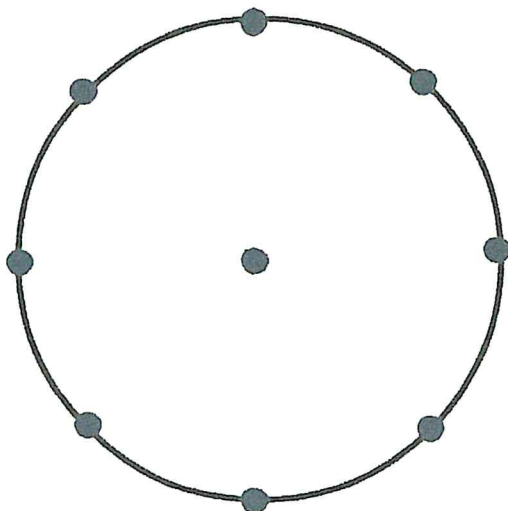
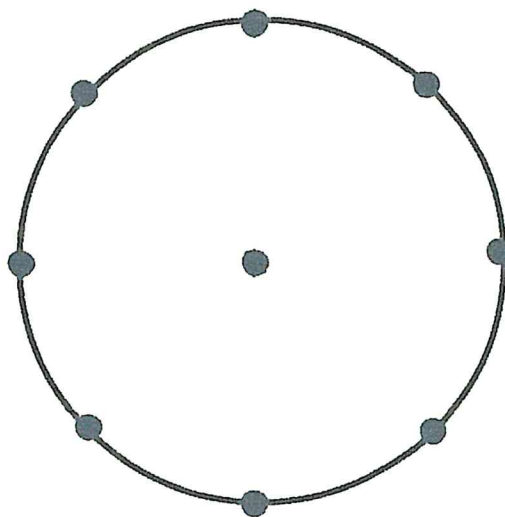
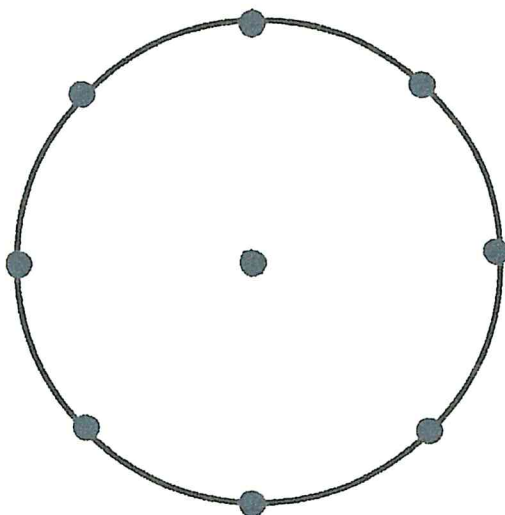
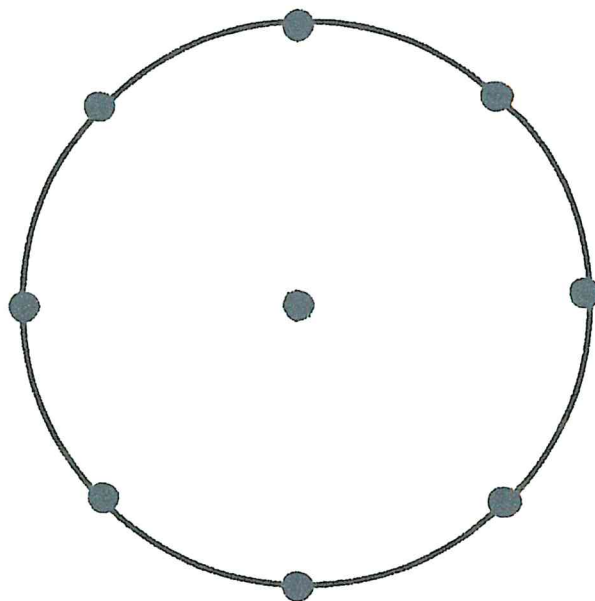
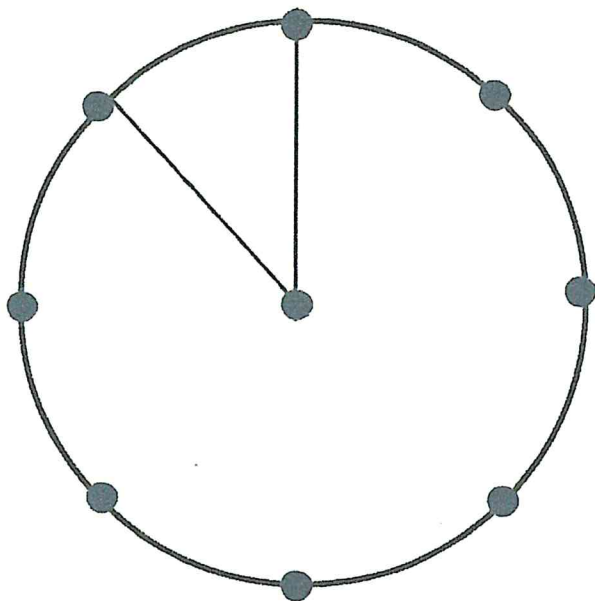





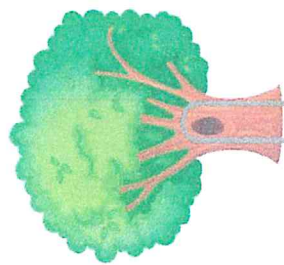
GRAFOMOTORIKA SPOJOVÁNÍ BODŮ

Spoj všechny body na kole se středem, aby se kola mohla točit.





Projed' pastelkou cestičku. Měň pastelky a projed' cestu několikrát.












Jak píšou indiáni? Vyzkoušej to.




A large rectangular area with a red border, containing several horizontal lines for writing. On the left side, there are several examples of Native American patterns and symbols drawn in a dark grey color:

- Two parallel diagonal lines.
- Two vertically stacked ovals.
- A zigzag line.
- A semi-circle.
- A wavy line.
- Two interlocking loops.

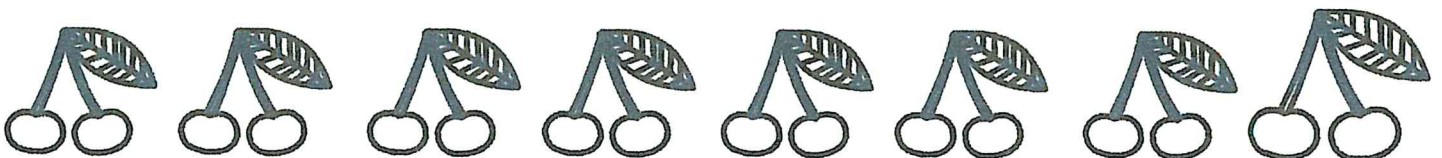



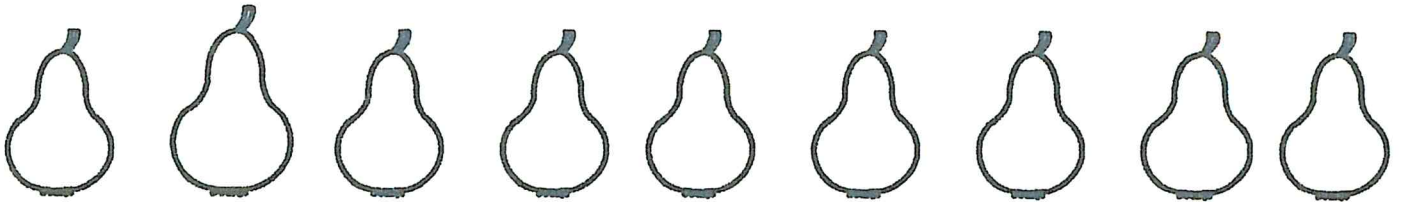
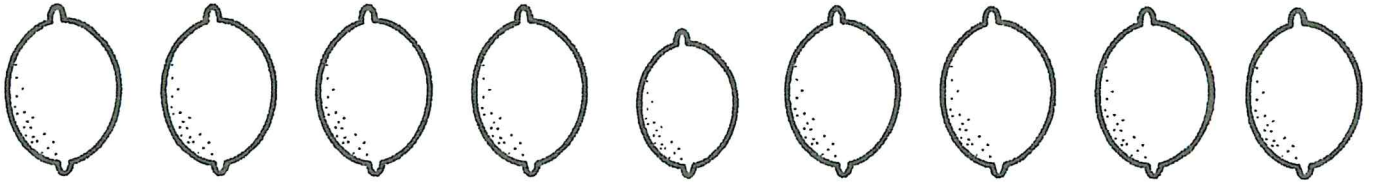
Nakresli méně hvězdiček (kvetiček, teček), než je jich na levé straně.



ZRAKOVÁ DIFERENCIACE - OBRAZEK LIŠÍCÍ SE VELIKOSTÍ

Najdi v řadě odlišný obrázek.





Jak se dostane Amalka k Honzíkovi? Vezmi si postelky a dokresli bublinky, které na cestě chybí.




GRAFOMOTORIKA

Slon má míčky



- Obkreslí všechny míče pod slonem, ať nespadne! Spočítej, kolik je největších míčů a vybarví je.
- *Pro rodiče: Nemí důležitá přesnost čáry, ale plynulost pohybu rukou.*





ANALYTICKO - SYNTETICKÁ ČINNOST

Rozstříhej obrázky a najdi dvojice, které k sobě logicky patří.

